




Mahatma Gandhi Vidyamandir's
Karmaveer Bhausaheb Hiray Dental College & Hospital
Panchavati Nashik, 422003



SELF STUDY REPORT CYCLE - 1



Criterion 4 - Infrastructure and Learning Resources

Key Indicator – 4.1 Physical Facilities

- 4.1.4. Average percentage of expenditure incurred, excluding salary, for infrastructure development and augmentation during the last five years
- Q_nM



Mahatma Gandhi Vidyamandir's
Karmaveer Bhausaheb Hiray Dental College & Hospital
Panchavati, Nashik-422003

**Average Percentage of Expenditure Incurred, Excluding Salary,
For Infrastructure Development and Augmentation
during 2018-2023**

INDEX 4.1.4

Sr.No.	Particular/Document Name	Page No.
1	Certificate of Average Percentage of Expenditure Incurred, Excluding Salary, For Infrastructure Development and Augmentation during last five year	1-2
2	2022 - 2023	
	Average Percentage of Expenditure Incurred, Excluding Salary, For Infrastructure Development and Augmentation during 2022-2023	3-5
3	2021-2022	
	Average Percentage of Expenditure Incurred, Excluding Salary, For Infrastructure Development and Augmentation 2021-2022	6-8
4	2020-2021	
	Average Percentage of Expenditure Incurred, Excluding Salary, For Infrastructure Development and Augmentation 2020-2021	9-10
5	2019-2020	
	Average Percentage of Expenditure Incurred, Excluding Salary, For Infrastructure Development and Augmentation 2019-2020	11-13
6	2018 - 2019	
	Average Percentage of Expenditure Incurred, Excluding Salary, For Infrastructure Development and Augmentation during 2018-2019	14-15



CERTIFICATE

TO WHOM SO EVER IT MAY CONCERN

This is to certify that Mahatma Gandhi Vidyamandir's K B H Dental College and Hospital, Panchavati, Nashik, has incurred **Expenditure Incurred, Excluding Salary, For Infrastructure Development and Augmentation (4.1.4) During the Last Five Years** as tabulated below and the same is mentioned in the Audited Statement of Income and Expenditure also.

Sr. No.	Year	Amount (INR in Lakhs)
1	2022-2023	40886865
2	2021-2022	27382438
3	2020-2021	15901117
4	2019-2020	11909414
5	2018-2019	6361711

This Certificate is issued on specific request of institution on the basis of documentation and information made available



Fer M/s. Mukund Kokil and Company

Mukund G. Kokil (Prop.)
M. No. 030396

UDIN No.: 24030396 BKEIUU6616




MAHATMA GANDHI VIDYAMANDIR'S

K.B.H. DENTAL COLLEGE AND HOSPITAL

Affiliated to Maharashtra University of Health Sciences, Nashik - 422003
Savitribai Phule Pune University, Pune [I.D. No. PU/NA/DNT/040(1991)]
Recognised by DENTAL COUNCIL OF INDIA

Founder



Criterion IV – Infrastructure and Learning Resources

Key Indicator - 4.1.4 Physical Facilities

4.1.4 (QnM) Average percentage of expenditure incurred excluding salary for infrastructure development and augmentation during the last five years

Year	Budget allocated for infrastructure development (INR Lakhs)	Budget allocated for infrastructure augmentation (INR Lakhs)
2022-2023	36250000	24802150
2021-2022	74536922	96581572
2020-2021	5000000	226000
2019-2020	0	9200000
2018-2019	20000000	16400000



2022-2023

M.G.V. K.B.H. DENTAL COLLEGE & HOSPITAL
For the F.Y.2022-2023
SHCHEDULE - " H " FIXED ASSET

Particular	RATE	Opening Balance	ADDITION DURING 2022-2023		Delitions	GROSS VALUE	DEPRECIATION Before 30.9.2022	DEPRECIATION After 30.9.2022	TOTAL DEPRECIATION	CLOSING BALANCE
			Addition before 30.9.2022	Additions after 30.9.22						
al Van(2910)	15	41,301	0	0	0	41,301	6,195	0	6,195	35,106
al Bus(411)	15	89,145	0	0	0	89,145	13,372	0	13,372	75,773
al Van(412)	15	89,145	0	0	0	89,145	13,372	0	13,372	75,773
MH416708	15	3,24,164	0	0	0	3,24,164	48,625	0	48,625	2,75,539
indra Tourister Bus	15	3,80,397	0	0	0	3,80,397	57,060	0	57,060	3,23,337
ile Van	15	6,29,767	0	0	0	6,29,767	94,465	0	94,465	5,35,302
Tempo(3347)	15	20,770	0	0	0	20,770	3,116	0	3,116	17,654.00
ling	10	2,57,99,674	0	0	0	2,57,99,674	25,79,967	0	25,79,967	2,32,19,707
ling -MDS(WIP)		6,34,54,613	99,21,228	1,81,12,603	0	9,14,88,444	0	0	0	9,14,88,444
lv	15	2,34,401	3,17,414	2,32,216	0	7,84,031	82,772	17,416	1,00,188	6,83,843
ipressor	15	0	0	5,43,980	0	5,43,980	0	40,799	40,799	5,03,181
puter	25	12,60,635	0	22,04,122	0	34,64,757	3,15,159	2,75,515	5,90,674	28,74,083
trical Equipment	15	2,27,027	0	0	0	2,27,027	34,054	0	34,054	1,92,973
ipment	15	4,59,289	0	24,44,960		29,04,249	68,893	1,83,372	2,52,265	26,51,984
Plant	15	7,97,225	0	0	0	7,97,225	1,19,584	0	1,19,584	6,77,641
Machine	15	1,545	0	0	0	1,545	232	0	232	1,313
erprint Machine	15	38,490	0	0	0	38,490	5,774	0	5,774	32,716.00
niture & Fixtures	15	40,34,298.98	22,500	5,70,112	0	46,26,911	6,08,520	42,758	6,51,278	39,75,632.98
erator Set	15	62,895	0	0	0	62,895	9,434	0	9,434	53,461
refrigerator	15	1,982	0	0	0	1,982	297	0	297	1,685
rogen Soldering Unit	15	12,362	0	0	0	12,362	1,854	0	1,854	10,508
Equipment	15	1,61,14,187	0	51,35,200	0	2,12,49,387	24,17,128	3,85,140	28,02,268	1,84,47,119
rary Books	25	1,83,084	0	16,241	0	1,99,325	45,771	2,030	47,801	1,51,524
t	15	0	1,60,750	1,27,440	0	2,88,190	24,113	9,558	33,671	2,54,519
obile Handset	15	33,165	0	0	0	33,165	4,975	0	4,975	28,190
ice Equipment	15	12,02,664	21,000	1,37,133	0	13,60,797	1,83,550	10,285	1,93,835	11,66,962
P G Machine	15	4,215	0	0	0	4,215	632	0	632	3,583
al X Ray Proceesor	15	16,420	0	0	0	16,420	2,463	0	2,463	13,957.00
inter	25	61,895	0	0	0	61,895	15,474	0	15,474	46,421
ojector	15	5,57,002	23,364	0	0	5,80,366	87,055	0	87,055	4,93,311
2 HP	15	26,137	0	0	0	26,137	3,921	0	3,921	22,216
anner -Cliscan A404	15	3,765	0	0	0	3,765	565	0	565	3,200
anner EPSON	15	1,890	0	0	0	1,890	284	0	284	1,606
rver Machine	15	2,956	0	0	0	2,956	443	0	443	2,513
ftware (Tally ERP)	15	7,454	0	0	0	7,454	1,118	0	1,118	6,336
lar Water	15	3,074	0	0	0	3,074	461	0	461	2,613
lephone Cable(EPBX)	15	72,346	0	0	0	72,346	10,852	0	10,852	61,494
ansformer	15	4,264	0	0	0	4,264	640	0	640	3,624
ater Cooler	15	37,614	0	0	0	37,614	5,642	0	5,642	31,972
ater Purifire	15	16,824	0	0	0	16,824	2,524	0	2,524	14,300
rox Machine	15	1,62,421	0	0	0	1,62,421	24,363	0	24,363	1,38,058
ray Machine	15	1,37,203	0	0	0	1,37,203	20,580	0	20,580	1,16,623
Grand Total		11,66,07,706	1,04,66,256	2,95,24,007	0	15,65,97,969	69,15,296	9,66,873	78,82,172	14,87,15,796.98



MGV.KBH DENTAL COLLEGE& HOSPITAL 2022-2023Mumbai-Agra Road Panchavati
Nashik**Administrative Exps.**

1-Apr-2022 to 31-Mar-2023

Page

Particulars	Closing Balance	
	Debit	Credit
Insurance Exp		8,79,991.00
Reparis & Maintanance		60,94,568.00
Architecture Fees		7,99,058.00
Audit Fees		1,00,000.00
Fire & Safety Audit		88,500.00
Housekeeping Exp		14,76,721.00
Laundry Exp		36,488.00
Office Exp		39,971.00
PERMISSION CHARGES -BUILDING CONSTRUCTION		41,53,933.00
Professional Fees		24,000.00
Property Tax		1,29,290.00
Renovation Exp		9,12,843.00
RTO Related Expenses A/c		32,775.00
Security Exps		14,53,699.00
Structural Audit Exp		1,51,166.00
Water Charges		38,367.00
Grand Total		1,64,11,370.00



2021-2022

PARTICULARS	RATE	Opening Balance	ADDITION DURING 2021-2022		Delitions	GROSS VALUE	DEPRECIATION Before 30.9.2021	DEPRECIATION After 30.9.2021	TOTAL DEPRECIATION	CLOSING BALANCE
			Addition before 30.9.2021	Additions after 30.9.21						
Dental Van(2910)	15	48,589	0	0	0	48,589	7,288	0	7,288	41,301
Dental Bus(411)	15	104,876	0	0	0	104,876	15,731	0	15,731	89,145
Dental Van(412)	15	104,876	0	0	0	104,876	15,731	0	15,731	89,145
Etos MH416708	15	381,369	0	0	0	381,369	57,205	0	57,205	324,164
Mahindra Tourister Bus	15	447,526	0	0	0	447,526	67,129	0	67,129	380,397
Mobile Van	15	740,902	0	0	0	740,902	111,135	0	111,135	629,767
Tata Tempo(3347)	15	24,435	0	0	0	24,435	3,665	0	3,665	20,770
Building	10	21,530,986	2,219,853	4,656,757	0	28,407,596	2,375,084	232,838	2,607,922	25,799,674
Building -MDS(WIP)		52,393,589	8,063,532	2,997,492	0	63,454,613	0	0	0	63,454,613
CC Tv	15	260,870	0	13,688	0	274,558	39,131	1,027	40,157	234,401
Computer	25	279,725	0	1,200,962	0	1,480,687	69,931	150,120	220,052	1,260,636
Electrical Equipment	15	267,091	0	0	0	267,091	40,064	0	40,064	227,027
Equipment	15	446,366	74,930	17,500	0	538,796	78,194	1,313	79,507	459,289
Etps Plant	15	937,912	0	0	0	937,912	140,687	0	140,687	797,225
Fax Machine	15	1,818	0	0	0	1,818	273	0	273	1,545
Fingerprint Machine	15	45,282	0	0	0	45,282	6,792	0	6,792	38,490
Furniture & Fixtures	15	3,851,304.98	479,841	381,432	0	4,712,578	649,672	28,607	678,279	4,034,299
Genarator Set	15	73,994	0	0	0	73,994	11,099	0	11,099	62,895
Godrej Refrigerator	15	2,332	0	0	0	2,332	350	0	350	1,982
Hydrogen Soldering Unit	15	14,543	0	0	0	14,543	2,181	0	2,181	12,362
Lab Equipment	15	17,437,554	0	1,574,600	164,239	18,847,915	2,615,633	118,095	2,733,728	16,114,187
Library Books	25	244,112	0	0	0	244,112	61,028	0	61,028	183,084
Mobile Handset	15	39,018	0	0	0	39,018	5,853	0	5,853	33,165
Office Equipment	15	1,385,056	0	33,245	5,385	1,412,916	207,758	2,493	210,252	1,202,664
O P G Machine	15	4,959	0	0	0	4,959	744	0	744	4,215
Oral X Ray Proccesor	15	19,318	0	0	0	19,318	2,898	0	2,898	16,420
Printer	25	52,439	0	25,790	0	78,229	13,110	3,224	16,334	61,896
Projector	15	636,394	0	17,370	0	653,764	95,459	1,303	96,762	557,002
RX2 HP	15	30,749	0	0	0	30,749	4,612	0	4,612	26,137
Scanner -Cliscan A404	15	4,429	0	0	0	4,429	664	0	664	3,765
Scanner EPSON	15	2,224	0	0	0	2,224	334	0	334	1,890
Server Machine	15	3,478	0	0	0	3,478	522	0	522	2,956
Software (Tally ERP)	15	8,769	0	0	0	8,769	1,315	0	1,315	7,454
Solar Water	15	3,617	0	0	0	3,617	543	0	543	3,074
Telephone Cable(EPBX)	15	85,113	0	0	0	85,113	12,767	0	12,767	72,346
Transformer	15	5,017	0	0	0	5,017	753	0	753	4,264
Water Cooler	15	44,252	0	0	0	44,252	6,638	0	6,638	37,614
Water Purifire	15	19,793	0	0	0	19,793	2,969	0	2,969	16,824
Xerox Machine	15	191,084	0	0	0	191,084	28,663	0	28,663	162,421
X ray Machine	15	124,851	0	33,600	0	158,451	18,728	2,520	21,248	137,203
Grand Total		102,300,612	10,838,156	10,952,436	169,624	123,921,580	6,772,333	541,539	7,313,872	116,607,708

7483498
169,625.83

Note : Lab Equipment - Amount Rs.1,64,239.00 Depreciation short booken in F.Y. 2020-21 now rectied
 Office Equipment - Amount Rs.5,385.00 Depreciation short booken in F.Y. 2020-21 now rectied

M. G. V. S.
PRINCIPAL
GV's K.B.H.
College & Hospital



M. G. V. S.
TRUSTEE
Medical Education
MAHATMA GANDHI VIDYAMANDIR



For M/s. Mukund Kokil and Company
Mukund
 Mukund

MGV.KBH DENTAL COLLEGE & HOSPITAL 2021-2022


Mumbai-Agra Road Panchavati
Nashik

Administrative Exps

1-Apr-2021 to 31-Mar-2022

Page 1

Particulars	Closing Balance	
	Debit	Credit
Insurance Exp		8,88,630.00
<i>Insurance(Building)</i>	5,48,780.00	
<i>Insurance Exp(CBCT Machine)</i>	1,45,856.00	
<i>Vehicle Insurance Exps</i>	1,93,994.00	
		55,90,743.00
Reparis & Maintanance		40,29,842.00
<i>Repairs & Maintanance Exps</i>	4,76,600.00	
<i>Repairs & Maint (Electrification Work)</i>	10,33,758.00	
<i>Repairs Maintenance Exp-Computer & Printer</i>	50,543.00	
<i>Vehicle Repairing Exp</i>	3,60,145.00	
Architecture Fees	1,01,000.00	
Audit Fees	13,83,924.00	
Housekeeping Exp	22,132.00	
Office Exp	55,91,846.00	
Renovation Exp	15,11,597.00	
Security Exps	1,02,933.00	
Water Charges		
Grand Total		1,55,52,950.00



2020-2021

M.G.V. K.B.H. DENTAL COLLEGE & HOSPITAL
For the F.Y.2020-21

SCHEDULE OF FIXED ASSET

PARTICULARS	RATE	OP BALANCE	ADDITION DURING 2020-2021			GROSS VALUE OF ASSETS	DEPRECIATION	CLOSING BALANCE
			Additions before 30-09-2020	Additions after 30-09-2020	Deletions			
Dental Van(2910)	15%	57,163.00	0	0	0	57,163.00	8,574.00	48,589.00
Dental Bus(411)	15%	1,23,383.00	0	0	0	1,23,383.00	18,507.00	1,04,876.00
Dental Van(412)	15%	1,23,383.00	0	0	0	1,23,383.00	18,507.00	1,04,876.00
Etos MH416708	15%	4,48,670.00	0	0	0	4,48,670.00	67,301.00	3,81,369.00
Mahindra Tourister Bus	15%	5,26,501.00	0	0	0	5,26,501.00	78,975.00	4,47,526.00
Mobile Van	15%	8,71,649.00	0	0	0	8,71,649.00	1,30,747.00	7,40,902.00
Tata Tempo(3347)	15%	28,747.00	0	0	0	28,747.00	4,312.00	24,435.00
Building	10%	2,39,23,318.00	0	0	0	2,39,23,318.00	23,92,332.00	2,15,30,986.00
Building -MDS(WIP)		4,23,46,419.00	10047170	0.00	0	5,23,93,589.00		5,23,93,589.00
CC Tv	15%	1,10,950.00	180068	0	0	2,91,018.00	30,148.00	2,60,870.00
Computer	15%	3,18,967.00	54,000.00	0	0	3,72,967.00	93,242.00	2,79,725.00
Electrical Equipment	15%	3,14,225.00	0	0	0	3,14,225.00	47,134.00	2,67,091.00
Equipment	15%	5,25,136.00	0.00	0	0	5,25,136.00	78,770.00	4,46,366.00
Etps Plant	15%	11,03,426.00	0	0	0	11,03,426.00	1,65,514.00	9,37,912.00
Fax Machine	15%	2,139.00	0	0	0	2,139.00	321.00	1,818.00
Fingerprint Machine	15%	53,274.00	0	0	0	53,274.00	7,992.00	45,282.00
Furniture & Fixtures	15%	12,42,695.00	209671	2832072.98	0	42,84,378.98	4,33,074.00	38,51,304.98
Genrator Set	15%	87,052.00	0	0	0	87,052.00	13,058.00	73,994.00
Godrej Refrigerator	15%	2,743.00	0	0	0	2,743.00	411.00	2,332.00
Hvdrogen Soldering Unit	15%	17,110.00	0	0	0	17,110.00	2,567.00	14,543.00
Lab Equipment	15%	1,77,08,630.00	0.00	2401060	0	2,01,09,690.00	26,72,136.00	1,74,37,554.00
Library Books	25%	3,28,976.00	0	5719	10166	3,24,529.00	80,417.00	2,44,112.00
Mobile Handset	15%	45,904.00	0	0	0	45,904.00	6,886.00	39,018.00
Office Equipment	15%	14,66,783.00	5,095.00	139000.00	0	16,10,878.00	2,25,822.00	13,85,056.00
O P G Machine	15%	5,834.00	0	0	0	5,834.00	875.00	4,959.00
Oral X Ray Proceesor	15%	22,727.00	0	0	0	22,727.00	3,409.00	19,318.00
Printer	25%	31,372.00	0	33040	0	64,412.00	11,973.00	52,439.00
Projector	15%	7,48,699.00	0.00	0.00	0	7,48,699.00	1,12,305.00	6,36,394.00
RX2 HP	15%	36,175.00	0	0	0	36,175.00	5,426.00	30,749.00
Scanner -Clicscan A404	15%	5,906.00	0	0	0	5,906.00	1,477.00	4,429.00
Scanner EPSON	15%	2,966.00	0	0	0	2,966.00	742.00	2,224.00
Server Machine	15%	4,638.00	0	0	0	4,638.00	1,160.00	3,478.00
Software (Tally ERP)	15%	11,692.00	0	0	0	11,692.00	2,923.00	8,769.00
Solar Water	15%	4,255.00	0	0	0	4,255.00	638.00	3,617.00
Telephone Cable(EPBX)	15%	1,00,133.00	0	0	0	1,00,133.00	15,020.00	85,113.00
Transformer	15%	5,902.00	0	0	0	5,902.00	885.00	5,017.00
Water Cooler	15%	52,061.00	0	0	0	52,061.00	7,809.00	44,252.00
Water Purifire	15%	23,286.00	0	0	0	23,286.00	3,493.00	19,793.00
Xerox Machine	15%	2,24,805.00	0	0	0	2,24,805.00	33,721.00	1,91,084.00
X ray Machine	15%	1,46,883.00	0	0	0	1,46,883.00	22,032.00	1,24,851.00
Grand Total		9,32,04,577.00	1,04,96,004.00	54,10,831.98		10,91,01,246.98	68,00,635.00	10,23,00,611.98

M. G. K.

PRINCIPAL
MGV's K.B.H.
Dental College & Hospital
Panchayati, Nashik-422 003

Div. Co-ordinator
Medical Education Unit
Mahatma Gandhi Vidyamandir




for M/s. Mukund Kokil and
Mukund G. Kokil (Pr
M. No. 030396

2019-2020

SHCHEDULE OF FIXED ASSET


PARTICULARS	RATE	OP BALANCE	ADDITION DURING 2019-20			GROSS VALUE OF ASSETS	DEPRECIATION	CLOSING BALANCE
			Additons before 9/30/2019	Additions after 9/30/2019	Delitions			
Dental Van(2910)	15%	67,251.00	-	-	-	67,251.00	10,088.00	57,163.00
Dental Bus(411)	15%	145,157.00	-	-	-	145,157.00	21,774.00	123,383.00
Dental Van(412)	15%	145,157.00	-	-	-	145,157.00	21,774.00	123,383.00
Etos MH416708	15%	527,847.00	-	-	-	527,847.00	79,177.00	448,670.00
Mahindra Tourister Bus	15%	619,413.00	-	-	-	619,413.00	92,912.00	526,501.00
Mobile Van	15%	1,025,470.00	-	-	-	1,025,470.00	153,821.00	871,649.00
Tata Tempo(3347)	15%	33,820.00	-	-	-	33,820.00	5,073.00	28,747.00
Building	10%	26,581,464.00	-	-	-	26,581,464.00	2,658,146.00	23,923,318.00
Building -MDS(WIP)		42,111,366.00	0	235,053.00	-	42,346,419.00	-	42,346,419.00
CC Tv	15%	130,529.00	-	-	-	130,529.00	19,579.00	110,950.00
Computer	15%	221,327.00	203,963.00	-	-	425,290.00	106,323.00	318,967.00
Electrical Equipment	15%	369,676.00	-	-	-	369,676.00	55,451.00	314,225.00
Equipment	15%	540,699.00	77,108.00	-	-	617,807.00	92,671.00	525,136.00
Etps Plant	15%	1,298,148.00	-	-	-	1,298,148.00	194,722.00	1,103,426.00
Fax Machine	15%	2,852.00	-	-	-	2,852.00	713.00	2,139.00
Fingerprint Machine	15%	62,675.00	-	-	-	62,675.00	9,401.00	53,274.00
Furniture & Fixtures	10%	1,380,772.00	-	-	-	1,380,772.00	138,077.00	1,242,695.00
Genrator Set	15%	102,414.00	-	-	-	102,414.00	15,362.00	87,052.00
Godrej Refrigerator	15%	3,227.00	-	-	-	3,227.00	484.00	2,743.00
Hydrogen Soldering Unit	15%	20,130.00	-	-	-	20,130.00	3,020.00	17,110.00
Lab Equipment	15%	14,267,438.00	4,216,200.00	2159500	-	20,643,138.00	2,934,509.00	17,708,630.00
Library Books	25%	438,635.00	-	-	-	438,635.00	109,659.00	328,976.00
Mobile Handset	15%	54,005.00	-	-	-	54,005.00	8,101.00	45,904.00
Multimedia Projector	15%	43,617.00	-	-	43617.11	0.00	0.00	-
Office Equipment	15%	1,058,345.00	551,532.00	106365.00	-	1,716,242.00	249,459.00	1,466,783.00
O P G Machine	15%	6,864.00	-	-	-	6,864.00	1,030.00	5,834.00
Oral X Ray Proceesor	15%	26,738.00	-	-	-	26,738.00	4,011.00	22,727.00
Printer	25%	41,830.00	-	-	-	41,830.00	10,458.00	31,372.00
Projector	15%	616,479.00	43,617.00	202830.00	-	862,926.00	114,226.00	748,699.00
RX2 HP	15%	42,559.00	-	-	-	42,559.00	6,384.00	36,175.00
Scanner -Cliscan A404	15%	7,875.00	-	-	-	7,875.00	1,969.00	5,906.00
Scanner EPSON	15%	3,955.00	-	-	-	3,955.00	989.00	2,966.00
Server Machine	15%	5,456.00	-	-	-	5,456.00	818.00	4,638.00
Software (Tally ERP)	15%	15,589.00	-	-	-	15,589.00	3,897.00	11,692.00
Solar Water	15%	5,006.00	-	-	-	5,006.00	751.00	4,255.00
Telephone Cable(EPBX)	15%	117,804.00	-	-	-	117,804.00	17,671.00	100,133.00
Transformer	15%	6,943.00	-	-	-	6,943.00	1,041.00	5,902.00
Water Cooler	15%	61,248.00	-	-	-	61,248.00	9,187.00	52,061.00
Water Purifire	15%	27,395.00	-	-	-	27,395.00	4,109.00	23,286.00
Xerox Machine	15%	264,477.00	-	-	-	264,477.00	39,672.00	224,805.00
X ray Machine	15%	172,804.00	-	-	-	172,804.00	25,921.00	146,883.00
Grand Total		92,674,456.00	5,092,420.00	2,703,748.00	43,617.00	100,427,007.00	7,222,430.00	93,204,577.00

77,96,168/



Administrative Exps.
Group Summary
1-Apr-2019 to 31-Mar-2020

Particulars	Closing Balance	
	Debit	Credit
Insurance Exp	5,58,060.00	
<i>Insurance(Building)- RD</i>	3,25,161.00	
<i>Insurance Exp(CBCT Machine) - Rd</i>	74,304.00	
<i>Vehicle Insurance Exps - RD</i>	1,58,595.00	
Reparis & Maintanance	31,34,980.00	
<i>Repairs & Maintanance Exps</i>	27,34,713.00	
<i>Repairs Maintenance Exp-Computer & Printer</i>	4,00,267.00	
Audit Fees	1,00,000.00	
Housekeeping Exp	13,83,648.00	
Laundry Exp	26,935.00	
Nss Enrollment Fees	500.00	
Office Exp	24,654.00	
Professional Fees	3,38,724.00	
Programming Exp	500.00	
Property Tax	66,970.00	
Renewation Exp	39,77,246.00	
Renewation - Labour Work	1,36,000.00	
Security Exps	10,85,262.00	
Stamp Paper & Affidavit Exps	13,010.00	
Water Charges	39,460.00	
Grand Total	1,08,85,949.00	



2018-2019

M.G.V. K.B.H. DENTAL COLLEGE & HOSPITAL
For the F.Y.2018-19

SHCHEDULE OF FIXED ASSET

Sr.No	PARTICULARS	RATE	OP BALANCE	ADDITION DURING 2018-19		GROSS VALUE OF ASSETS	DEPRECIATION	CLOSING BALANCE
				Additions before 9/30/2018	Additions after 9/30/2018			
1	Dental Van(2910)	15%	79,119.72	0.00	0	79,119.72	11868.72	67251.00 Dr
2	Dental Bus(411)	15%	170,773.00	0.00	0	170,773.00	25616.00	145157.00 Dr
3	Dental Van(412)	15%	170,773.00	0.00	0	170,773.00	25616.00	145157.00 Dr
4	Etos MH416708	15%	620,996.00	0.00	0	620,996.00	93149.00	527847.00 Dr
5	Mahindra Tourister Bus	15%	728,721.00	0.00	0	728,721.00	109308.00	619413.00 Dr
6	Mobile Van	15%	1,206,435.40	0.00	0	1,206,435.40	180965.40	1025470.00 Dr
7	Tata Tempo(3347)	15%	39,788.36	0.00	0	39,788.36	5968.36	33820.00 Dr
8	Building	10%	29534960.69 Dr	0.00	0.00	29,534,960.69	2953496.69	26581464.00 Dr
9	Building -MDS(WIP)		42111366.40 Dr	0.00	0.00	42,111,366.40	0.00	42111366.40 Dr
10	CC Tv	15%	153564.00 Dr	0.00	0.00	153,564.00	23035.00	130529.00 Dr
11	Computer	25%	112614.20 Dr	0.00	156420.00	112,614.20	47707.20	221327.00 Dr
12	Electrical Equipment	15%	434913.47 Dr	0.00	0.00	434,913.47	65237.47	369676.00 Dr
13	Equipment	15%	636116.63 Dr	0.00	0.00	636,116.63	95417.63	540699.00 Dr
14	Etps Plant	15%	1527233.00 Dr	0.00	0.00	1,527,233.00	229085.00	1298148.00 Dr
15	Fax Machine	15%	3355.00 Dr	0.00	0.00	3,355.00	503.00	2852.00 Dr
16	Fingerprint Machine	15%	73735.00 Dr	0.00	0.00	73,735.00	11060.00	62675.00 Dr
17	Furniture & Fixtures	15%	1311662.70 Dr	0.00	287415	1,311,662.70	218305.70	1380772.00 Dr
18	Genrator Set	15%	120487.08 Dr	0.00	0	120,487.08	18073.08	102414.00 Dr
19	Godrej Refrigerator	15%	3797.30 Dr	0.00	0.00	3,797.30	570.30	3227.00 Dr
20	Hydrogen Soldering Unit	15%	23682.87 Dr	0.00	0.00	23,682.87	3552.87	20130.00 Dr
21	Lab Equipment	15%	11769673.22 Dr	4,480,000.00	492125.00	11,769,673.22	2474360.22	14267438.00 Dr
22	Library Books	25%	524752.94 Dr	0.00	51510.00	524,752.94	137627.94	438635.00 Dr
23	Mobile Handset	15%	63535.00 Dr	0.00	0.00	63,535.00	9530.00	54005.00 Dr
24	Multimedia Projector	15%	51314.67 Dr	0.00	0	51,314.67	7697.67	43617.00 Dr
25	Office Equipment	15%	933256.29 Dr	115,416.00	180512.00	933,256.29	170839.29	1058345.00 Dr
26	O P G Machine	15%	8075.46 Dr	0.00	0	8,075.46	1211.46	6864.00 Dr
27	Oral X Ray Proceesor	15%	31456.00 Dr	0.00	0.00	31,456.00	4718.00	26738.00 Dr
28	Printer	60%	55774.00 Dr	0.00	0	55,774.00	13944.00	41830.00 Dr
29	Projector	15%	310581.00 Dr	0.00	438335	310,581.00	132437.00	616479.00 Dr
30	RX2 HP	15%	50069.00 Dr	0.00	0.00	50,069.00	7510.00	42559.00 Dr
31	Scanner -Clicscan A404	25%	0.00 Dr	0.00	9000.00	9,000.00	1125.00	7875.00 Dr
32	Scanner EPSON	25%	5274.00 Dr	0.00	0.00	5,274.00	1319.00	3955.00 Dr
33	Scanner -HP Phomart	25%	978.00 Dr	0	0	978.00	978.00	0.00 Dr
34	Server Machine	25%	6419.00 Dr	0.00	0.00	6,419.00	963.00	5456.00 Dr
35	Software (Tally ERP)	15%	18340.00 Dr	0.00	0.00	18,340.00	2751.00	15589.00 Dr
36	Solar Water	15%	5890.28 Dr	0.00	0	5,890.28	884.28	5006.00 Dr
37	Telephone Cable(EPBX)	15%	138593.28 Dr	0.00	0	138,593.28	20789.28	117804.00 Dr
38	Transformer	15%	8168.00 Dr	0.00	0.00	8,168.00	1225.00	6943.00 Dr
39	Water Cooler	15%	72057.18 Dr	0.00	0	72,057.18	10809.18	61248.00 Dr
40	Water Purifire	15%	32229.00 Dr	0.00	0	32,229.00	4834.00	27395.00 Dr
41	Xerox Machine	15%	108661.11 Dr	0.00	202488.00	108,661.11	46672.11	264477.00 Dr
42	X ray Machine	15%	203299.75 Dr	0.00	0	203,299.75	30495.75	172804.00 Dr
	Grand Total		93462492.00 Dr	4595416.00 Dr	1817805.00 Dr	99,875,713.00	7201256.60	92674456.40 Dr



For M/s. Mukund Kokil and Company

Mukund G. Kokil (Prop.)
M. No. 030396

PRINCIPAL
MGV'S, K.B.H.
Dental College & Hospital,
Panchavati, Nashik-422 003.

Div. Co-ordinator
Medical Education Unit
Mahatma Gandhi Vidyamandir